

Mini-T Videoconference Fixture
Construction

Fixture housing is made of formed, cold-rolled sheet steel. Dome-shaped interior fixture housing. Perforated filler panels are optional.

Fixture Body Finish

Low-gloss, off-white finish (Tiger Drylac #44911707) is standard, with custom colors available.

Fixture Carriage and Reflector

Two sizes of lamp carriages are available, housing one or two 55-W lamps. Reflectors are of formed-aluminum specular-sheet-metal construction, featuring 95% reflectance. Direct/indirect task lights are available to provide for soft, glare-free room illumination. Wall Washer housing (one lamp) provided with reflective white finish.

Ballast

Ballasts are available in switched or in a variety of dimmable configurations. All ballasts are high-frequency electronic, with a Power Factor > .97, THD < 10%, and a Class A sound rating. Ballasts are housed in the fixture housing. Power and control inputs are from the side.

Lamps

All Brightline fixtures use 55-W compact fluorescent lamps, available in a variety of color temperatures and CRI ratings (see the Fixture Accessories and Lamps datasheet for details). Studioline and Cinema Series lamps are optimized specifically for video camera applications.

Shipping Information
Length: 26 in (660 mm)
Width: 16.5 in (419 mm)
Height: 12 in (305 mm)
Weight: 25 lb (11.3 kg)

Articulation

Rotate: Fixture carriage mounted on a sliding bracket allows for greater range of angular movement (+/- 50 degrees) on a single axis.

Drop-Pan-Tilt: Provides three axes of movement. DPT fixture carriages move up and down from the ceiling, revolve 360 degrees, and rotate angularly (+/- 70 degrees).

Motorized: Fixtures with motorized articulation are available in a configuration featuring a two-lamp carriage. Offers angular movement (+/- 50 degrees) on a single axis.

Accessories

A variety of control screens are available to shape the light-beam pattern (see the Fixture Accessory and Lamps datasheet for details). White-finish screens are standard, with black finish as an option. Prismatic lenses are available for one- and two-lamp carriages.

Fixture Dimensions

Inch Panel: 11.750 x 23.750 x 7.072 in
(298.45 x 603.25 x 179.62 mm)

Metric Panel: 298 x 595 x 179.62 mm
(11.71 x 23.43 x 7.072 in)

Fixture Weight: 20 lb (9.072 kg)

Electrical Certifications

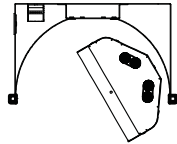
UL, cUL, CE, and C-Tick



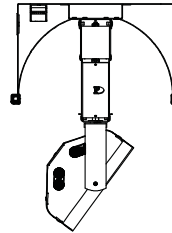
Fixture shown with Two-Lamp Rotate carriage.

US Patent No. 6,517,216. Other US and foreign patents pending.

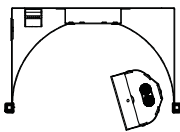
Sample Fixture Configurations



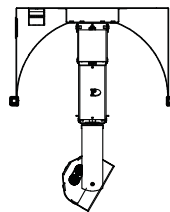
Two-Lamp with maximum right slide; includes contrast light.



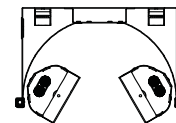
Two-Lamp Drop-Pan-Tilt (shown in dropped position and tilted).



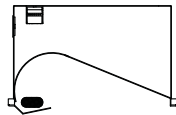
One-Lamp Rotate with maximum right slide; includes contrast light.



One-Lamp Drop-Pan-Tilt (shown in dropped position and tilted).



One-One-Lamp Rotate with maximum left and right slide; includes contrast light.



Wall Washer showing lamp and indirect reflector.



Task Light showing lamps and perforated diffusion screen.

T									
	Lamp Carriage		Ballast Type	Voltage	Articulation		Panel Size	Panel Style	Mounting Style
	01= One 1-Lamp Carriage		E = Ecosystem	1 = 120v	R = Rotate & Contrast		I = Inch	S = Solid	MM = Mini T
	11= Two 1-Lamp Carriages		N = Non-Dim	2= 230v	D = Drop-Pan-Tilt		M = Metric	P = Perforated	CM = Center-Mount
	02= One 2-Lamp Carriage		P = Phase	7 = 277v	M = Motorized Rotate		OM = Offset Mount		
OR		X = DALI		OR		45 = 45-Degree Mount			
00= No Lamp Carriage				T = Task					
				W = Wall Wash					

Note: EcoSystem Ballasts have a THD of 20%.
 Note: Phase-Dim ballasts are not available in 230V.
 Note: Custom Finish is available. Add a "-CF" to the end of the part number.
 Note: Fixtures require Control Screens and Lamps; see Fixture Accessories and Lamps datasheet for options.